

# PA200DSP BlueRay Probe System


This guide contains information to help prepare your facility for the arrival of your PA200DSP BlueRay probe system.



## NOTE

Facility requirements for thermal systems are listed separately. See the Facility Planning Guide specific to your thermal system for details.

## Probe Station Requirements

<b>Air and Vacuum</b>	Vacuum	<ul style="list-style-type: none"> <li>• Less than 200 mbar absolute</li> <li>• Flow rate insignificant</li> <li>• 8 mm hose (US 5/16-inch)</li> </ul>
	Compressed air for vibration isolation table	<ul style="list-style-type: none"> <li>• Filtered, dry and oil-free</li> <li>• Minimum 4 bar to 8 bar maximum (58 to 116 psi) maximum</li> <li>• Flow rate insignificant</li> <li>• 8 mm hose (US 5/16-inch)</li> </ul>
<b>Power</b>	Probe station	• 100–240 V AC nominal, 50-60 Hz, 900 VA
	Protection class	• I (IEC 61140)
	Transient overvoltage	• Overvoltage category II (IEC 60364-4-443)
	Main connector–North America	Grounded IEC appliance inlet C14, according to IEC 60320,UL 498, CSA C22.2 no. 42 (for cold conditions) pin-temperature 70°C, 10 A, protection class I. A region dependent power cord connects IEC C14 to common local power plug 1 (phase, grounded).
	Main connector–Europe	Grounded IEC appliance inlet C14, according to IEC 60320,UL 498, CSA C22.2 no. 42 (for cold conditions) pin-temperature 70°C, 10 A, protection class I. A region dependent power cord connects IEC C14 to common local power plug (1 phase, grounded).
	Fuse for main connector	Ensure that a 16 A lead fuse is available in your facility power line where the main connector is plugged in.
<b>Environmental Conditions</b>	Separate ground connection (PE)	<ul style="list-style-type: none"> <li>• Fixed wiring between probe station ground rail and facility</li> <li>• PE terminal with ring cable lug/screw terminals</li> <li>• Wire according to IEC60332/UL2556</li> <li>• AWG12/4 mm<sup>2</sup>; isolation color: gn/ye</li> <li>• Length: ≤5 m (17 ft.)</li> </ul> 
	Humidity	<ul style="list-style-type: none"> <li>• Tool area: 25% to 60%</li> <li>• Support equipment area: 25% to 60%</li> </ul>
	Temperature	<ul style="list-style-type: none"> <li>• Operating range: 19°C to 24°C</li> <li>• Target temperature: 22°C</li> </ul> <div> <p><b>NOTE</b> Keep electronics rack side ventilators and air expellers clear for air circulation.</p> </div>
	Pollution level	• 1 (IEC 60664)
	Clean room class	• Class 6 corresponding to DIN EN ISO 14644-1
	Tolerance	• 1K
	Vibrations	The facility should be free of vibrations caused by other equipment.
<b>Reliability</b>	MTBF 3000 h; MTTR 24 h; availability 99%	

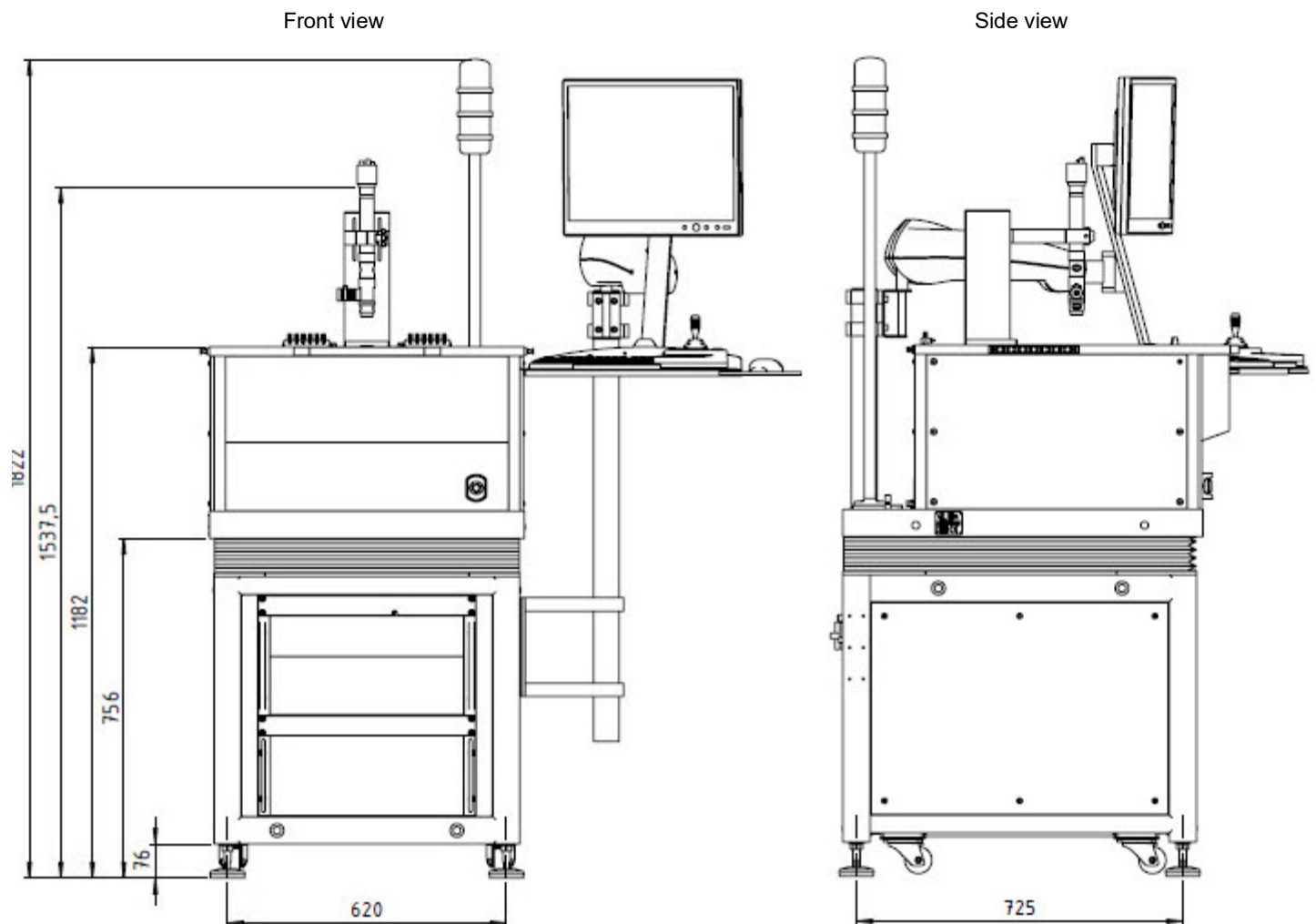
# PA200DSP BlueRay Probe System

<b>Dimensions</b>	Station + accessories	<ul style="list-style-type: none"> <li>• 700 x 908 x 1182 min./1822 max. mm (27.6 x 35.7 x 46.5 min./71.7 max. inches)</li> <li>• Additional height added by optional accessories such as cameras can add up to a maximum of 900 mm (35.4 inches).</li> </ul>
	Additional clearance	Front • 800 mm (31.5 inches)
		Back • 200 mm (7.9 inches) for cables
		Left • 600 mm (23.6 inches) during installation or service
		Right
		Top • 2500 mm (98.4 inches)
	Optional instrument shelf	<ul style="list-style-type: none"> <li>• Left side configuration: additional 95 mm (3.7 inches) required at left side, plus 640 mm (25.2 inches) clearance for pivot arm</li> <li>• Rear side configuration: additional 123 mm (4.8 inches) required at rear, plus 230 mm (9.1 inches) front side clearance for pivot arm</li> </ul>
	Electronics rack	• 450 x 400 x 230 mm (17.7 x 15.7 x 9.1 inches), with connectors installed
<b>Weight</b>	Joystick controller	• 280 x 250 x 140 mm (11.0 x 9.8 x 5.5 inches), with connector installed
	Control PC	• Optionally integrated in VIT
	Station (with vibration isolation table)	• 360 kg (794 pounds)
<b>Shipping Dimensions (WxDxH)</b>	Probe station crate	• 1310 x 1310 x 1780 mm (51.6 x 51.6 x 70.1 inches)
	Accessories	• 80 x 120 x 75/97mm (3.1 x 4.7 x 3.0/3.8 inches)
<b>Shipping Weight</b> (approx. values)	Probe station crate	• 550 kg (1213 pounds)
	Accessories	• 200 kg (441 pounds)

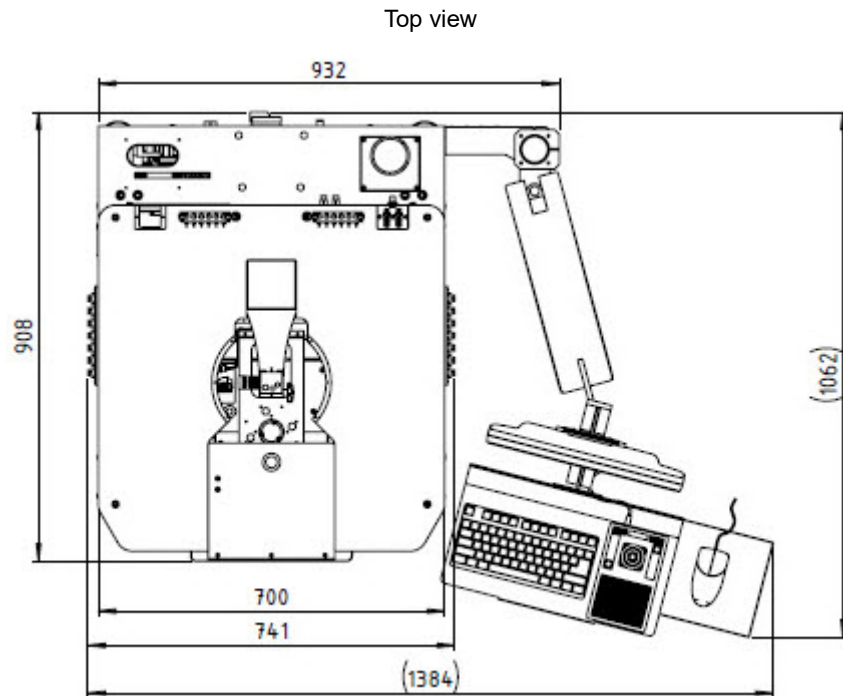
\* Standard Ambient Temperature And Pressure (SATP)

# PA200DSP BlueRay Probe System

## Dimensions (mm)



# PA200DSP BlueRay Probe System



© Copyright 2018 - 2020 FormFactor, Inc. All rights reserved. No part of this document may be reproduced, transmitted or displayed in any form or by any means except as duly authorized by FormFactor, Inc. FormFactor and the FormFactor logo are trademarks of FormFactor, Inc. All other trademarks are the property of their respective owners.

## Important Notice

While the information contained herein is believed to be accurate as of the date hereof, no express or implied representations or warranties are made with respect to its accuracy or completeness. FormFactor, Inc., and its subsidiaries disclaim liability for any inaccuracies or omissions. All information is subject to change without notice.

Users are required to read and follow carefully all safety, compliance and use instructions. Users assume all loss and liability arising from the use of products in any manner not expressly authorized. The conditions and methods of use of products and information referred to herein are the entire responsibility of the user and, to the maximum extent permitted by applicable law, FormFactor, Inc., and its subsidiaries shall not be liable for any damages, losses, costs or expenses arising out of, or related to, the use thereof.

No license, express or implied, by estoppel or otherwise, under any intellectual property right is granted in connection herewith. Users shall take all actions required to avoid intellectual property infringement.

## Corporate Headquarters

7005 Southfront Road  
Livermore, CA 94551  
Phone: 925-290-4000  
[www.formfactor.com](http://www.formfactor.com)

